

Hello!

Today's WALT tell the time to the hour and half hour

You should work for 45 minutes to an hour on this lesson.

You don't need to print anything - just write on paper as if you were writing in your Maths book.

Remember to answer in full sentences.



Base ten

Ten frames

Partitioning

10 more & 10 less box

Draw it

Tally

Word

Numeral

Different ways to show the number:

43

The worksheet is a large rectangle with a pink border, divided into eight sections by pink lines. A central cloud contains the number 43. The sections are: Base ten (top left), Ten frames (top right, containing two 2x5 grids), Partitioning (middle left), 10 more & 10 less box (bottom left, containing three boxes with arrows labeled -10 and +10), Draw it (middle right), Tally (bottom right), Word (bottom left, below the boxes), and Numeral (bottom right, below the boxes).



Unit 13

Time



In this unit we will ...

- ⚡ Tell the time to the hour, the half hour and quarter hour
- ⚡ Tell the time to five minutes
- ⚡ Find start and end times
- ⚡ Find out how long something lasts
- ⚡ Compare amounts of time

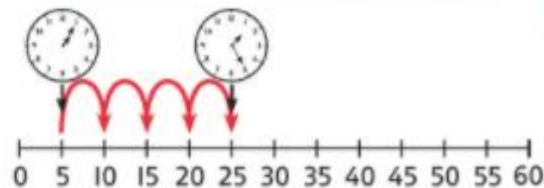
Do you remember which is the hour hand and which is the minute hand?



We will need some maths words. Have you heard any of these before?

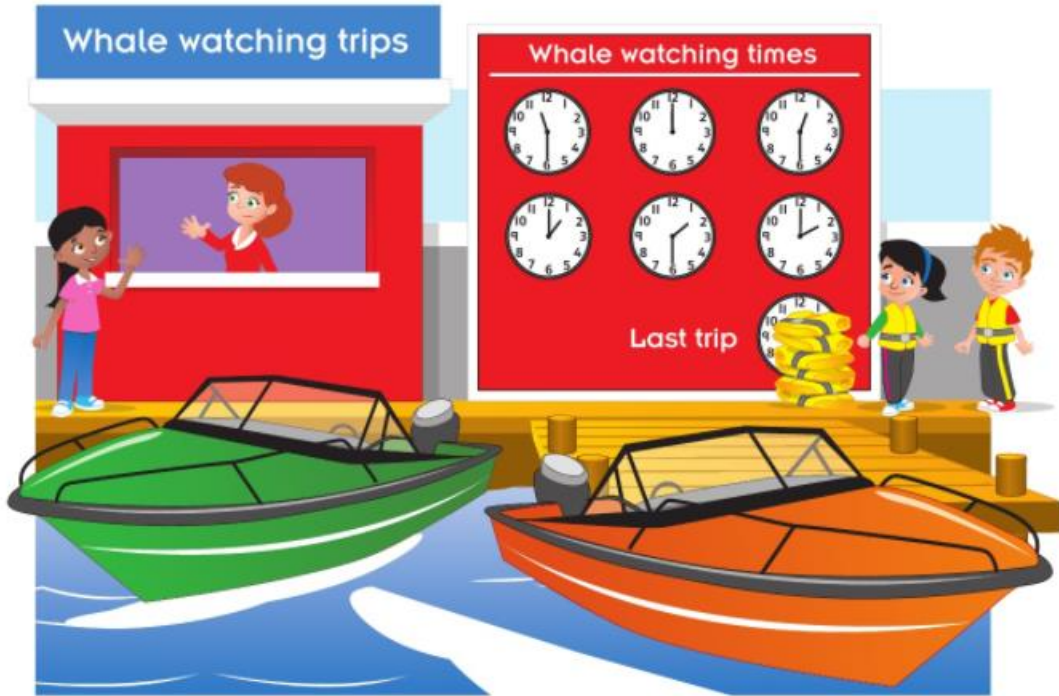
o'clock half past
quarter past quarter to
minute hand hour hand
duration

We can count forwards or backwards on a number line to help us solve time problems. How many minutes between five minutes past 1 and twenty-five minutes past 1?




Telling and writing time to the hour and the half hour

Discover

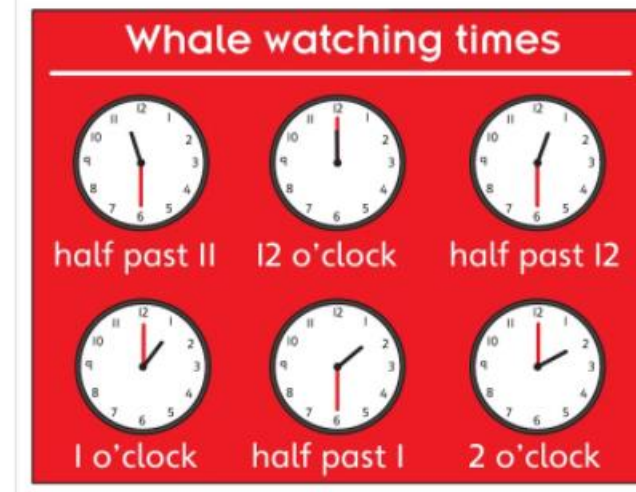


- 1 a) What times do the trips leave?
- b) What time do you think the last clock will show?


Share



When the **minute hand** points to 12 it is an **o'clock** time. When it points to 6 it is a **half past** time.



- b) The next half-past time after 2 o'clock looks like this.




The last clock will show half past 2.



Think together

1 What time is it?



The time is o'clock.

I remembered to look at the **hour hand** and the **minute hand**.



2 What time is it?



The time is _____.

Telling and writing time to the hour and the half hour


1 Match each clock with the correct time.

half past 2

half past 1

2 o'clock

9 o'clock



2 What time is it?



It is _____ past _____.




It is _____.




It is _____.




3 Draw each time.




half past 11



8 o'clock



half past 6




1 o'clock

4 Sam has written these answers.




What mistake is she making each time?


half past 4



11 o'clock

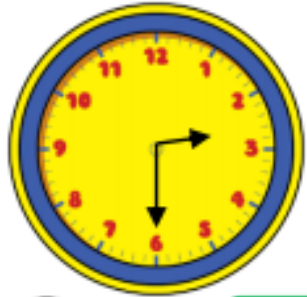


half past 7





Miss Khimasia's Maths Group Challenge



Who is telling the time correctly?



The time is half past 6

Dora



The time is half past 3

Amir



The time is half past 2

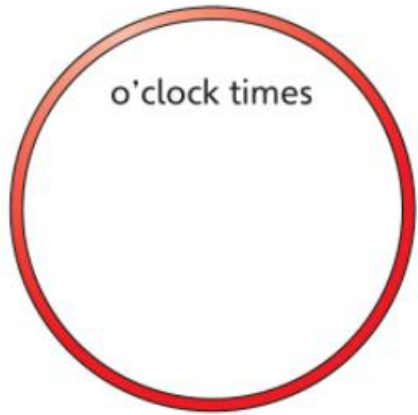
Alex

Can you spot the mistakes they've made?



Mr Hirani's Maths Group Challenge

3 a) Which circle would you sort each clock into?




Did you notice where the minute hand was each time?

- b) Where does the minute hand point for o'clock times?
- c) Where does the minute hand point for half-past times?



Mr Hirani's Math group challenge



Oh no! The minute hand has fallen off the classroom clock!

Lunchtime is at 12:00

Have the children missed their lunchtime?



Super Challenge

9

The minute hand is pointing to the 12.
The hour hand is pointing to an odd number.



What time could it be?

Try to think of as many different times as you can.

A large, empty rectangular box with a hand-drawn style border, intended for the student to write their answers. A small pencil icon is at the top left corner of the box.